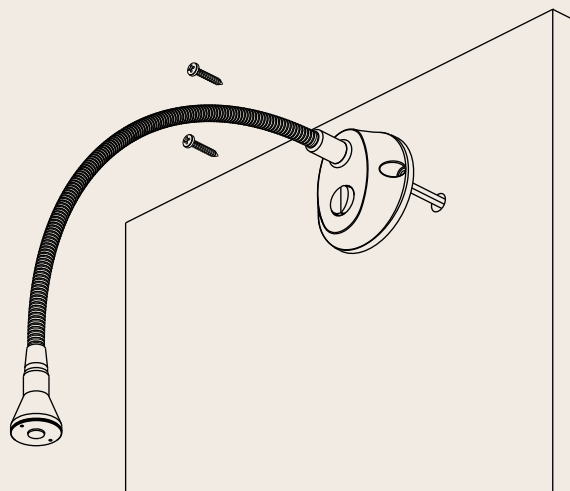


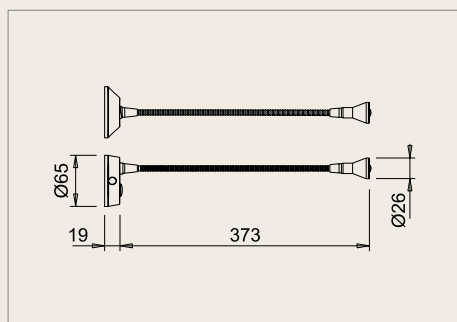


FORMA BA V12: VERSION WITH SWITCH

FORMA BA V12 is the version of the unit that can be installed resting on the panel. A convenient switch is also included on the base of the unit. The new version of FORMA BA V12 is fed with a constant tension Converter 12Vdc. This allows some configurations where only one feeder is needed for two or more appliances (a solution that is not possible with the version FORMA BA V09 in constant current 350mA; this requires a single Driver for every appliance). Also FORMA V09 must be fed in constant current with a Driver 350mA which can feed two or more appliances at the same time.



FORMA BA V12



FORMA BA V12

with switch

CE    RoHS

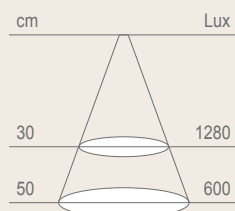

Code	Model	Watt & Volt	Light Colour	Finish
1096409	+ switch	1,20W @12Vdc	cool white	chrome

12Vdc

feeding by constant voltage Converter



polarized connector for 12Vdc luminaire



Color appearance
Color temperature
Luminous efficacy
Color rendering index

cool white
5000÷5700 Kelvin
118 lm/W
Ra 75