


PAD

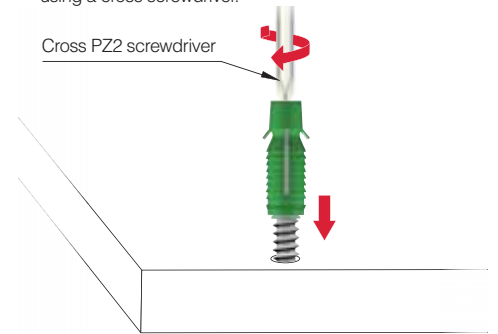
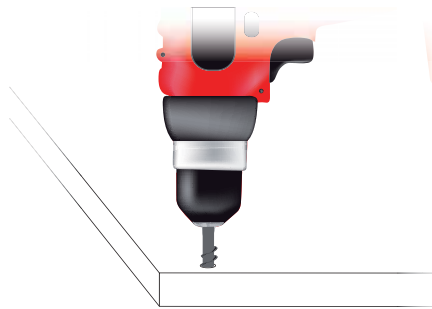
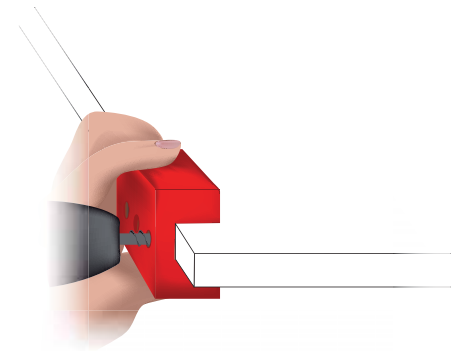


18 mm min. 

1 - Make \varnothing 8mm edge borings on the panel thickness using an appropriate template for driver-drill.

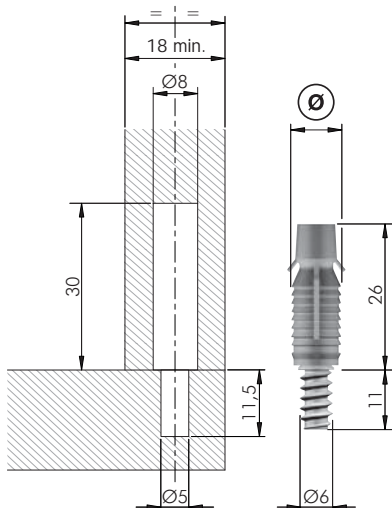
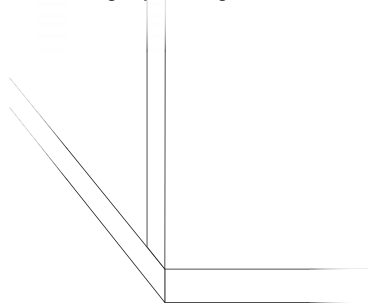
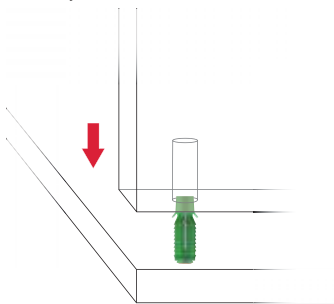
2 - Make \varnothing 5mm face borings on the other panel.






3 - Screw the assembly fitting into the face bored panel using a cross screwdriver.



4 - Push manually the edge bored panel against the fitting until it is totally inserted.

5 - The two panels will be permanently assembled without using any kind of glue.



 = \varnothing 5 mm	 = PZ2
ST EP	 = 2500 pcs.
	
2162301000	8,8