



KESSEBÖHMER
CLEVER STORAGE



DISPENSA junior III

OUR SUCCESSFUL THIRD GENERATION
STORAGE FITTING





”

THE PRODUCTS OF
A FAMILY SHOULD
HARMONIZE AND AS
FAR AS POSSIBLE
COMPLEMENT EACH
OTHER.

04

family

06

uboxx

16

modularity

24

assembly

28

adjustment

30

catalog pages

38

quality

THE FULL EXTENSION PULL-OUT FOR ALL CARCASE WIDTHS

DISPENSA Junior III



NOT LEAST THE MARKET SUCCESS AND POPULARITY OF THE DISPENSA LARDER PULL-OUT FOR TALL UNITS HAVE SPURRED ON THE DEVELOPMENT OF THE DISPENSA junior. In its third generation the pull-out system for base units proves itself more than ever before a mature and versatile member of the DISPENSA product family.

The new DISPENSA junior III is available for all carcase widths between 300 mm and 600 mm and offers numerous optimizations and innovations. All the trays and the new storage

utensils are fully compatible with one another. You can simply switch them from a DISPENSA larder unit to a DISPENSA junior in a base unit and back again as you choose. The DISPENSA junior is accessible from both sides – which makes it a very flexible and versatile candidate in kitchen planning.

Moreover, installation has been further optimized for more speed, more precision and greater versatility.

www.kesseboehmer.com/dispensajunior3





- BENEFITS AT A GLANCE**
- Accessible from two sides
 - For carcass widths from 300 mm to 600 mm
 - Compatible with DISPENSA
 - Coherent design for all cabinets
 - Optimized assembly





ASK ANY CHEF: ORGANIZATION IS THE KEY TO SUCCESS

THE PERFECT STORAGE BOX FOR EACH ITEM

—————  KESSEBÖHMER —————



NEW! UBOXX EVERYTHING SHIPSHAPE!

THE PERFECT TEAM: DISPENSA & UBOXX

— KESSEBÖHMER —



THE DISPENSA'S OVERRIDING FUNCTION IS TO GIVE YOU THE TOOLS FOR ORGANIZING YOUR KITCHEN STORAGE TO PERFECTLY MATCH YOUR LIFESTYLE. A CLEAR VIEW AND READY ACCESS TO ALL STORAGE ITEMS IS WHAT WE AIM FOR. With the introduction of the UBOXX we've come a long way to achieving our aims.

Not that it's likely that you'll see a UBOXX on its own. The practical storage containers match each other perfectly in length, width and height, as well as function. You can combine and recombine different UBOXX containers to organize your storage space exactly the way you want it at the moment. And then rearrange the boxes when your lifestyle changes. All UBOXXes can be combined flexibly with one another. You choose how many, what type

and what size you need. Their location inside the DISPENSA junior III is freely selectable. The UBOXX system is designed to do away with supporting trays. Suspended freely on the traverse, each UBOXX can be placed anywhere in the pull-out. Its position can be changed at any time. All UBOXXes are completely compatible with one another and can be easily dropped in place, moved or removed. Simply ideal for a faster and more efficient workflow in the kitchen than ever before.

UBOXXes allow every user to create their own customized organization system – personalized food storage just the way you want it!

www.kesseboehmer.com/dispensajunior3



INGENIOUSLY SIMPLE – SIMPLY INGENIOUS

ONE TRAVERSE RAIL FOR ALL UBOXXES

 KESSEBÖHMER

HELD SECURELY – COMPLETELY WITHOUT TRAYS! THE UBOXXES ARE SIMPLY HOOKED ONTO A TRAVERSE RAIL AT ANY ARBITRARY POINT. The specially developed traverse rail is the supporting element for the new UBOXX system. The traverse is hooked into the DISPENSA support frame. It can be used in all DISPENSA cabinets – including the classic DISPENSA

larder pull-out. The vertical position of the traverse rail can be changed without hassle at any time. The position of UBOXXes on the traverse is freely selectable and changeable. The traverse is a universal component – one traverse for all cabinets and all UBOXXes! Like the DISPENSA frame, the traverse is fashioned from high-quality steel and has a smooth, appealing surface finish.

www.kesseboehmer.com/dispensajunior3







HALVE THE GRID – DOUBLE THE USAGE

TURNING THE TRAVERSE BY 180°
HALVES THE DISPENSA GRID TO 50 MM

 KESSEBÖHMER



THE INNOVATIVE DISPENSA TRAVERSE IS DESIGNED IN SUCH A WAY THAT IT HALVES THE DISPENSA GRID SPACING WHEN ROTATED BY 180°. The usual spacing for DISPENSA trays is 100 mm. Thanks to the clever construction of the traverse it is now possible to halve this spacing if this is desirable for using the UBOXXes. This creates even more flexibility for customized layouts!


With no technical skills required, the traverse can be rotated by 180° prior to being hooked into the DISPENSA

support frame. It is then immediately ready for the UBOXXes to be hooked on. It's just as simple to reverse the process at any time: remove the UBOXXes, rotate the traverse by 180°, hook it onto frame, replace the UBOXXes. This vastly increases the diversity of configuration options.

The “new” DISPENSA 50 mm grid spacing perfectly supports the modular concept of the UBOXX system.

www.kesseboehmer.com/dispensajunior3





COMBINING EQUALS ORGANIZING

SETS FOR PERFECT ORGANIZATION





THE NEW UBOXXES ARE OFFERED IN FIVE DIFFERENT SETS THAT WERE DELIBERATELY COMPILED FOR SPECIFIC KITCHEN WORKFLOWS. The containers in the different sets are compatible with each other and can be combined perfectly with one another. UBOXX containers are made of high-grade plastic with an exclusive porcelain-like

surface finish that is robust and easy to clean, and obviously food-safe! Larger UBOXXes are supplied with practical partitions that allow even more individual adaptation to the storage items, so that they're ideal for storing beverages, oil and vinegar ... UBOXX lids can be flipped off easily with one hand and can be swapped around as required.

www.kesseboehmer.com/dispensajunior3 »

VERSATILE, FLEXIBLE, MODULAR

ONE PULL-OUT – 1000 USES

 KESSEBÖHMER



THE BEST ORGANIZATION IS WHEN THINGS THAT BELONG TOGETHER STAY TOGETHER. THAT'S WHAT THE UBOXX SYSTEM IS GOOD AT. Noodles, oats, flour, sugar ... tea bags, spice boxes, baking ingredients ... knives, cutlery, utensils ... all this and much more is at home in a UBOXX. Made to measure, clearly structured and always to hand.

Dividing the cabinet interior the way you want it into many, small units creates order. It gives you so much more usable space. Each UBOXX assumes exactly the role that it was assigned – and plays it to perfection. The benefit comes from

the happy interaction of the different containers. A place for everything and everything in its place. Neat, safe and ready to hand – time and again!

In one movement, the DISPENSA moves the entire cabinet contents out in front of the cabinet so that each UBOXX gives access to its thematically organized contents.

And best of all: every user can arrange their DISPENSA junior III exactly how they want it – and change it at a moment's notice when change is the order of the day!

www.kesseboehmer.com/dispensajunior3







BENEFITS AT A GLANCE

- Innovative organization system
- Position UBOXes where you want them
- Trays and UBOXes can be combined freely
- Both systems are height-adjustable
- Can be changed and/or retrofitted at any stage
- Modular, flexible, individual





UNLIMITED CUSTOMIZING

COMBINE TRAYS AND UBOXXES
ANY WAY YOU LIKE



CLASSIC TRAYS CAN BE COMBINED WITH THE NEW UBOXXES TO CREATE A PERSONAL, CUSTOMIZED ORGANIZER SYSTEM. The practical benefits are huge. You could, for example, store upright packages, bottles or tins on a tray, while a UBOXX level accommodates the smaller items, loose foodstuffs and/or kitchen tools. The potential to mix and match these two storage options opens up completely new vistas for organizing your kitchen storage space.

The containers on the UBOXX traverse rail can be rearranged at any time, for example, by moving them to the right or left side of the cabinet, which of course is accessible from two sides. The height of the trays and UBOXX rails can be changed separately and they can be rearranged and even interchanged at any time. The new DISPENSA junior III is designed to give users the greatest possible scope in terms of individuality and flexibility.

More than one DISPENSA or DISPENSA junior III adjacent to each other also let you swap trays and UBOXXes between different cabinets as you choose.



www.kesseboehmer.com/dispensajunior3 »



A FRESH BREEZE FOR OUR BESTSELLER

THE ENTIRE DISPENSA FAMILY PROFITS
FROM THE NEW FLEXIBILITY


— KESSEBÖHMER —



SIDE OR BOTTOM INSTALLATION? BOTH!

FULLY INTEGRATED IN INDUSTRIAL PROCESSES

 KESSEBÖHMER



OUR ENGINEERS DEVELOPING THE DISPENSA junior III KEPT THEIR SIGHTS FIRMLY FIXED ON THE NEED FOR COST-EFFECTIVE INDUSTRIAL PROCESSING. The DISPENSA junior III is mounted on a Kesseböhmer D runner, the industry-optimized option for side installation. Equally suitable for a panel thickness of 16 mm and 19 mm.

The Kesseböhmer D offers a full extension pull-out with running action at the top of its game and enhanced by Soft-STOPPlus for damped self-closing. The side mounting option is

available for 30 cm, 40 cm and 45 cm carcass widths. In addition, the Kesseböhmer D runner can be used for bottom mounting for any carcass widths – this makes it ideal for on-site retrofits. Bottom-mounted pull-outs obviously also profit from time-saving ClickFixx assembly.


The DISPENSA junior III makes for ever more versatile planning and flexible installation. It is optimized for cost-effective side-mounted industrial assembly, and also for bottom-mounted assembly.

www.kesseboehmer.com/dispensajunior3



QUICK QUICKER ClickFixx

SIMPLE, TOOLLESS
ASSEMBLY



QUICK, EASY, PRECISE: ClickFixx ASSEMBLY SAVES VALUABLE ASSEMBLY TIME AND ENSURES CONSISTENTLY HIGH QUALITY. Assembly of the DISPENSA junior III has been simplified on two fronts at the same time.


First – and nothing could be simpler – the fitting is snapped into the runner. Then the front panel is clipped onto the fitting – it's quick and accurate and no tools are needed. Finally the pull-out is closed and opened – job done! The entire assembly is designed for highly flexible integration into the manufacturing process chain. The DISPENSA junior III is equally suited for side or bottom mounting – to suit requirements and installation conditions.

ClickFixx assembly and real-time adjustment together guarantee high assembly quality while cutting installation time to a minimum.

www.kesseboehmer.com/dispensajunior3




The front panel is
clipped onto the fitting







The fitting is positioned on the runner.
Open it – close it – job done!



BENEFITS AT A GLANCE

- Toolless assembly based on ClickFixx
- 3D adjustment in real time
- Optimized for industrial processing
- Side-mounted installation for 16 mm and 19 mm panel thickness
- Bottom mounting is ideal for retrofits
- For all carcase widths from 300 mm to 600 mm





3D ADJUSTMENT IN REAL TIME

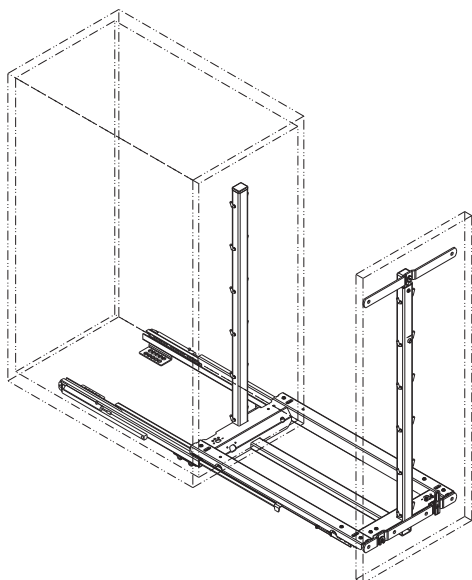
SEE WHAT YOU'RE DOING!



THE DISPENSA junior III MAKES FOR SIMPLER FRONT PANEL ADJUSTMENT THAN EVER BEFORE: FULL 3D ADJUSTMENT IN REAL TIME! Once the front panel has been ClickFixxed quickly and securely to the new DISPENSA junior III, it can be adjusted — in real time — in all planes and directions. The process is quick and totally reliable! Because even the slightest turn of an adjusting screw has an immediate effect on the front panel position. All it takes is a PZ2 screwdriver to intuitively make the following adjustments: right/left (alignment), top/bottom (front panel height) horizontal tilt (carcase contact) and vertical tilt (alignment).

Because any change shows in real time, front panel adjustment for the DISPENSA junior III is now even faster and more accurate.

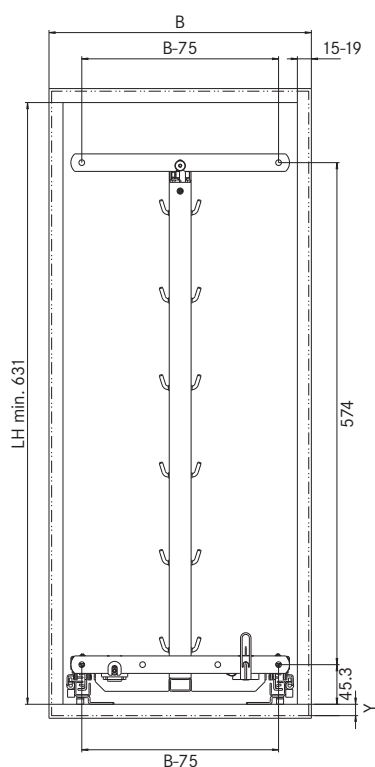
www.kesseboehmer.com/dispensajunior3 »



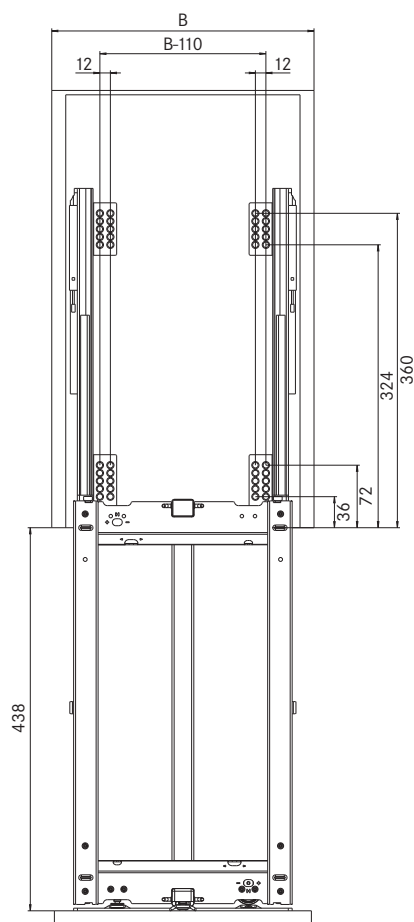
LB = Clear inside carcass width: \geq carcass width **B**-40 mm

LT = Clear inside carcass depth: \geq 480 mm

LH = Clear inside carcass height: \geq 631 mm



Dimensions in mm



Art. no. Dimensions (mm)

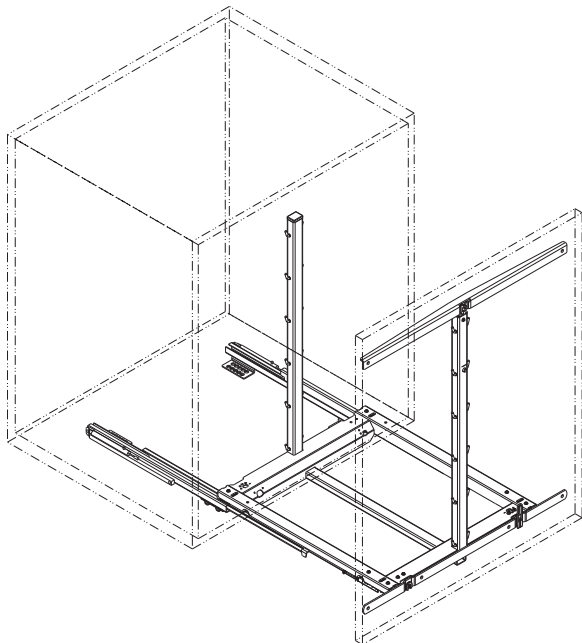
	Carcass width:
00 5262	300
00 5265	400
00 5268	450

DISPENSA junior III – bottom-panel mounting

Fitting set
consisting of:
1 fitting
2 runners (for mounting on bottom panel)
1 set front panel connectors

Standard with:

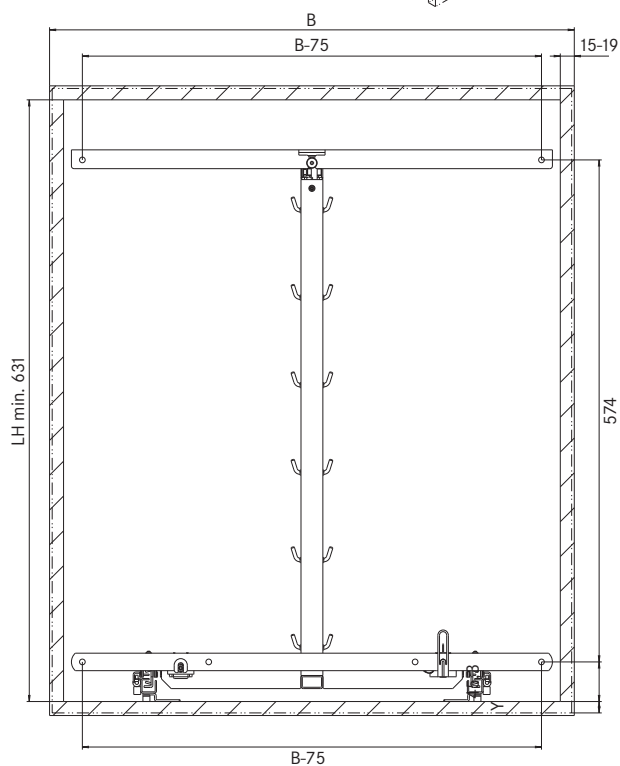




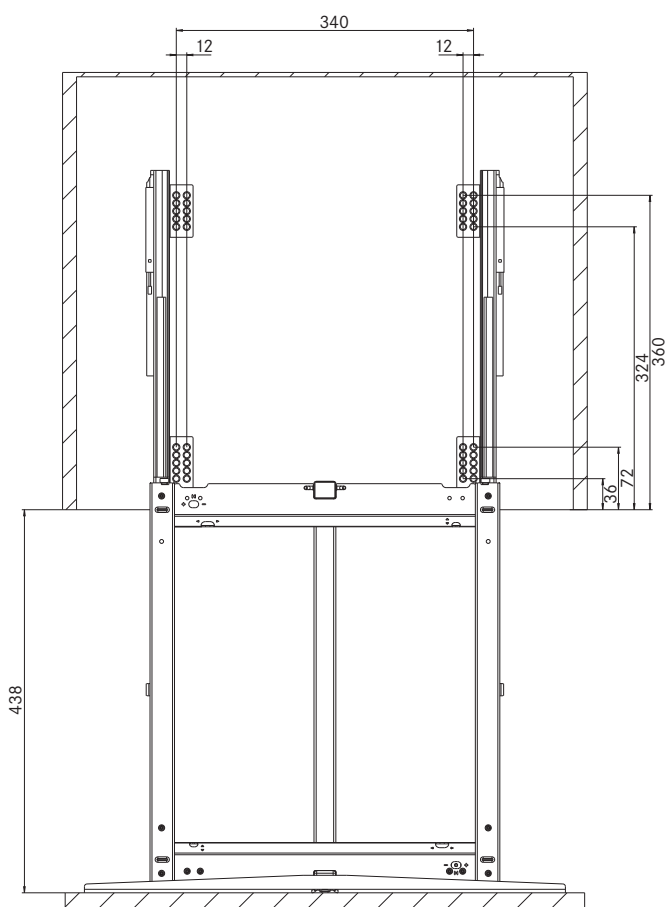
LB = Clear inside carcase width: \geq carcase width **B**-40 mm

LT = Clear inside carcase depth: \geq 480 mm

LH = Clear inside carcase height: \geq 631 mm



Dimensions in mm



	Dimensions (mm)	Art. no.
DISPENSA junior III – bottom-panel mounting		
Fitting set	Carcase width:	
consisting of:	500	00 5271
1 fitting	600	00 5272
2 runners (for mounting on bottom panel)		
1 set front panel connectors		

Standard with:



QUALITY

WE FEEL STRONGLY ABOUT OUR PRODUCTS.

We want you to enjoy using them throughout their long service lives. This is why we subject them to exhaustive quality, endurance and safety tests. We achieve high and lasting quality through strict quality management with continuous monitoring and testing. The effective forces, tight manufacturing tolerances and movement distances are all sensor checked. The spring forces generated in the fittings are monitored to ensure that the high-precision movement sequences and dimensional accuracy in the adjustment range are maintained within tight tolerances. Only then are we satisfied and sure that our products will deliver what we have promised.

Our manufacturing processes are certified to demonstrate that we can meet product specifications. We set a high priority on durable, high quality materials and on high precision processing during our manufacturing processes. Samples from each batch are subjected to endurance tests. In addition, we use continuous camera-based process monitoring and maintain high occupational safety standards for our employees.

Our R&D engineers use the most advanced technical design aids and develop products that will be manufactured using the latest process technologies. The highest level of user-friendliness and convenience is a very high priority from the start. It's an ongoing challenge for us to combine outstanding engineering with elegant, aesthetically pleasing design. And we're naturally delighted if this symbiosis wins us awards.

keseboehmer.com/quality





